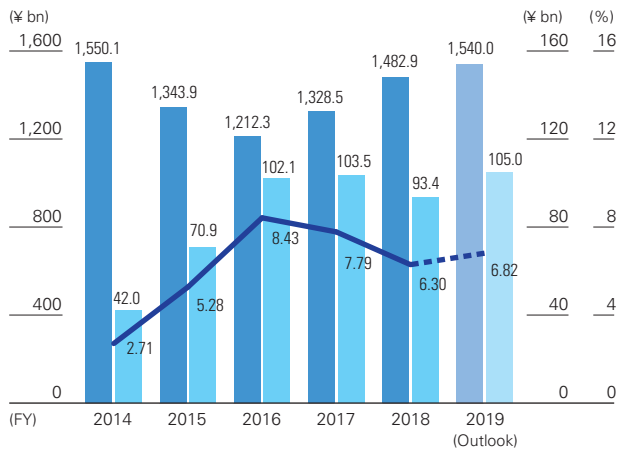


Financial Highlights

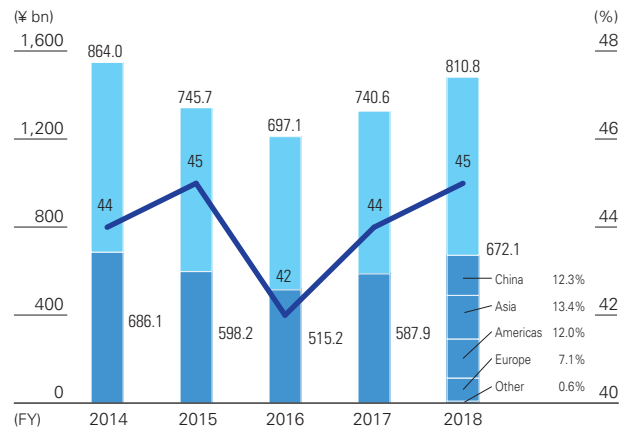
Net sales/Operating income/ROS



■ Net sales (left scale) ■ Operating income (right scale)
— ROS (right scale)

* ROS: Return on sales

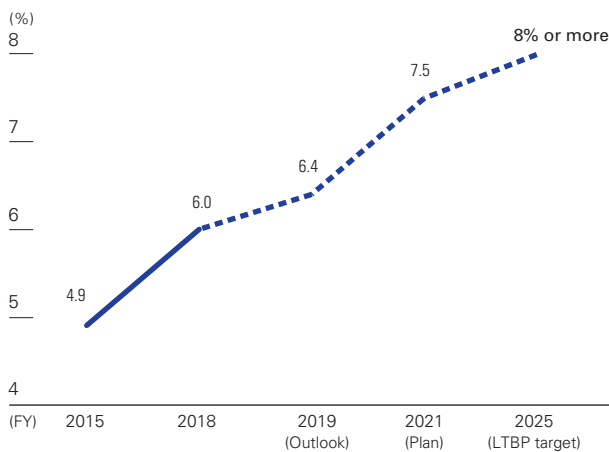
Overseas sales/Overseas sales ratio



■ Overseas (left scale) ■ Japan (left scale)
— Overseas sales ratio to total sales (right scale)

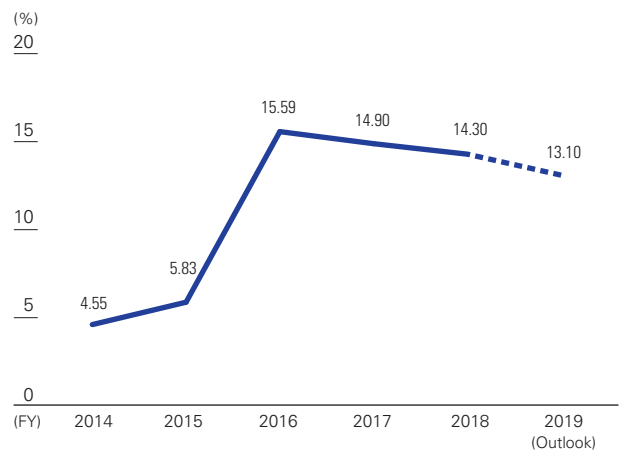
China 12.3%
Asia 13.4%
Americas 12.0%
Europe 7.1%
Other 0.6%

ROIC



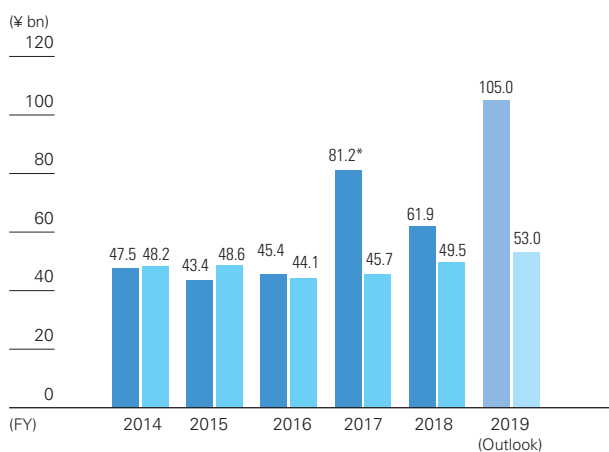
* ROIC: Return on invested capital=NOPAT/Invested capital

ROE



* ROE: Return on equity

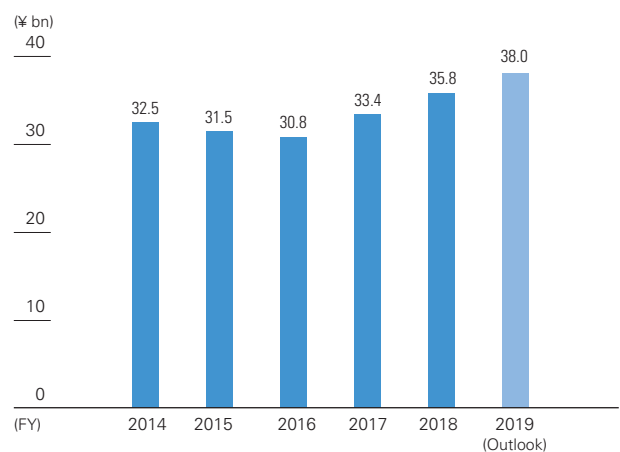
Capital expenditure/Depreciation & amortization



■ Capital expenditure ■ Depreciation & amortization

* This figure includes acquisition of shares of ARRK Corporation ¥23.9 billion.

R&D expenses



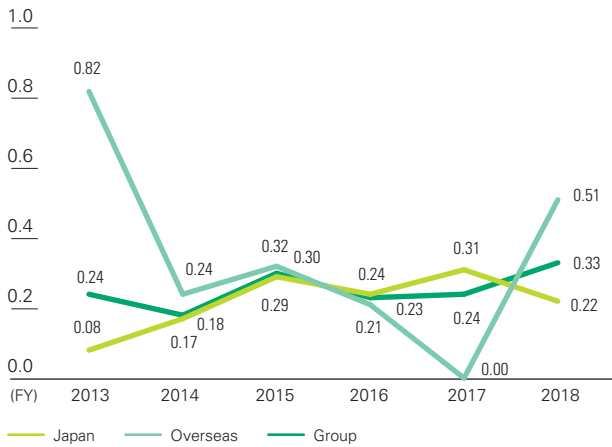
Fact Book

https://www.mitsuichem.com/en/ir/fact_book/index.htm



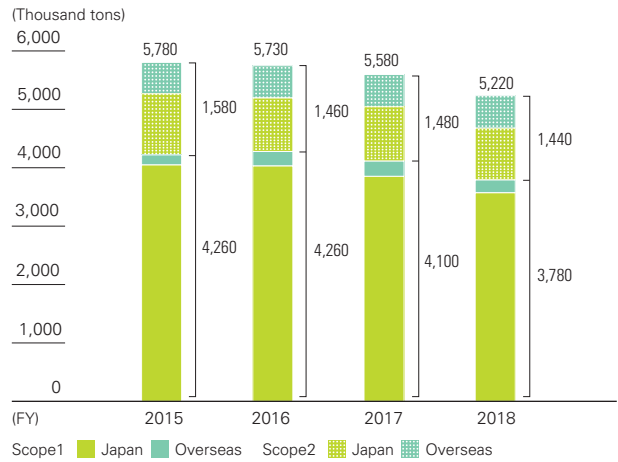
Non-Financial Highlights

Significant occupational injury* frequency



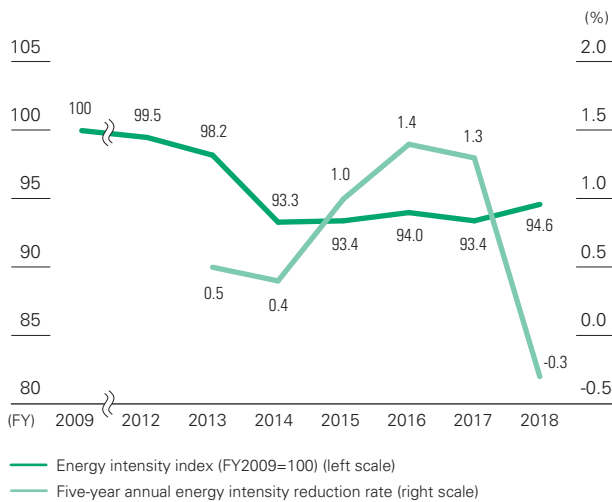
* "Significant Occupational Injuries (SOIs)" refer to occupational injuries that resulted in absence from work or death. SOIs also include lighter occupational injuries that, due to the potential danger in the cause of the injury, could have led to absence from work or death. SOIs do not include those injuries that are not directly related to operations.

GHG emissions



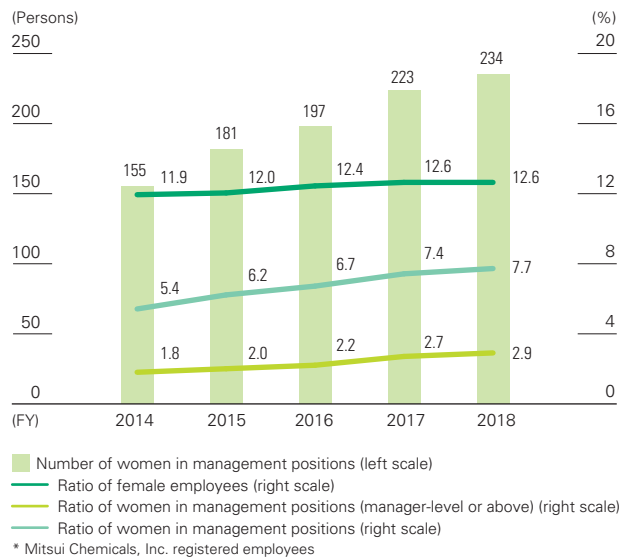
* We previously disclosed our GHG emissions as a combination of both Scope 1 and Scope 2 less the amount of electricity and steam sold, but we now disclose the sum of Scope 1 and Scope 2.

Energy intensity



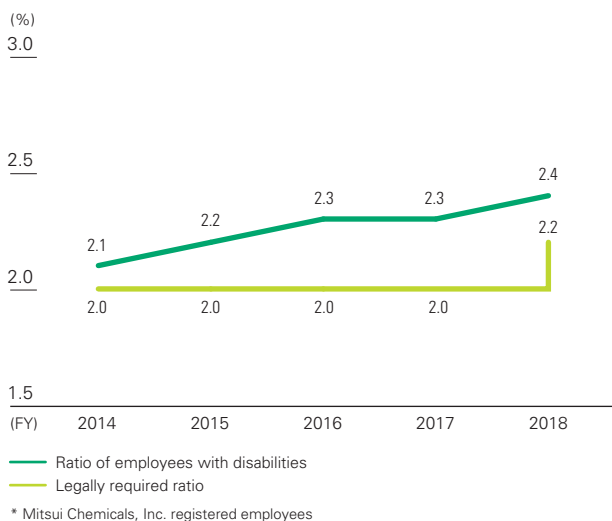
* Mitsui Chemicals, Inc.

Ratio of female employees



* Mitsui Chemicals, Inc. registered employees

Ratio of employees with disabilities



* Mitsui Chemicals, Inc. registered employees

Blue Value™ and Rose Value™ products sales ratios

