



Supplementary Information for Financial Summary of FY2013

Mitsui Chemicals, Inc.

May 13, 2014

Contents



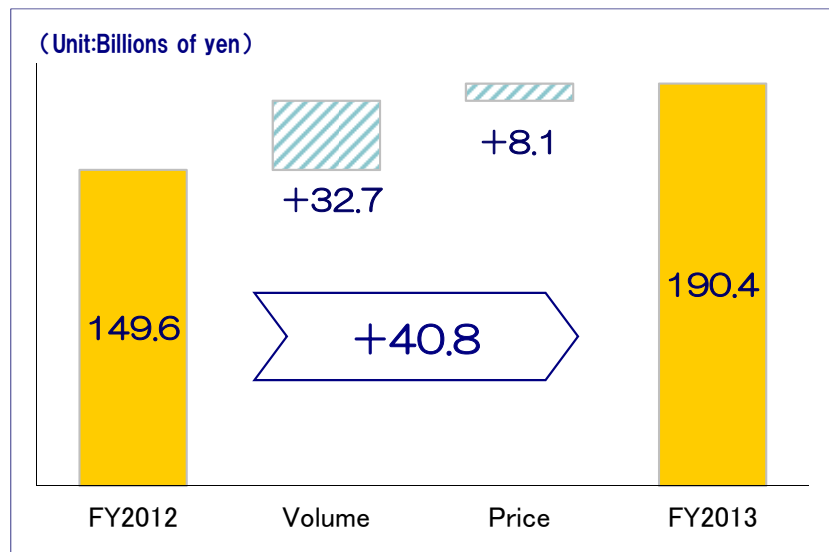
1)Description of Increase/Decrease in Functional Chemicals (Sales and Operating Income, year on year)	••• 1
2)Description of Increase/Decrease in Functional Polymeric Materials (Sales and Operating Income, year on year)	••• 2
3)Description of Increase/Decrease in Polyurethane (Sales and Operating Income, year on year)	••• 3
4)Description of Increase/Decrease in Basic Chemicals (Sales and Operating Income, year on year)	••• 4
5)Description of Increase/Decrease in Petrochemicals (Sales and Operating Income, year on year)	••• 5
6)Description of Increase/Decrease in Films and Sheets (Sales and Operating Income, year on year)	••• 6

Please note that this document has been translated from the original Japanese into English for the convenience of our stakeholders. The information was originally provided in Japanese. If there is any discrepancy, the Japanese language version is the official document and is available on our Japanese language website.

1) Description of Increase/Decrease in Functional Chemicals (Sales and Operating Income, year on year)



Increase/Decrease of Net Sales (FY2013 vs FY2012)



190.4 billion yen (+40.8 billion yen year on year)

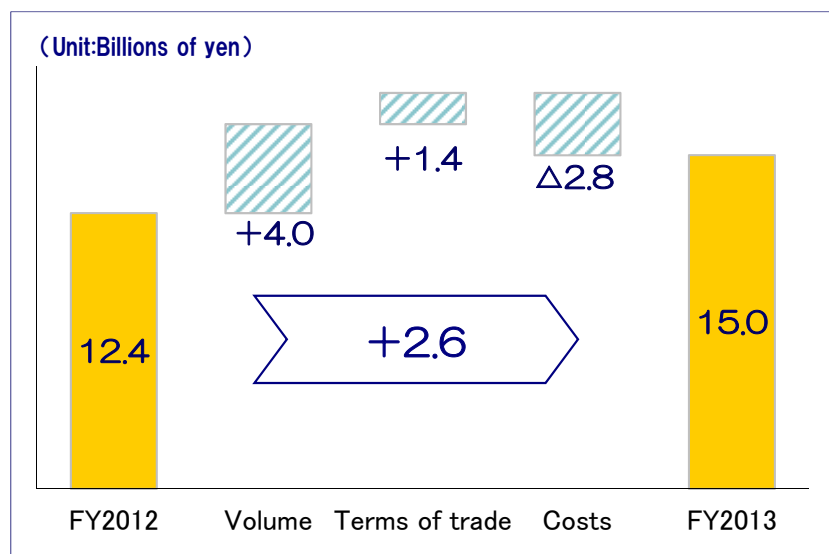
Volume +32.7 billion yen

- Expanded overseas demand for ophthalmic lens monomers, nonwovens, and, agrochemicals etc.
- Increase from acquisition of dental material business

Price +8.1 billion yen

- Favorable foreign exchange conditions for agrochemicals exports

Increase/Decrease of Operating Income (FY2013 vs FY2012)



15.0 billion yen (+2.6 billion yen year on year)

Volume +4.0 billion yen

- Expanded overseas sales of ophthalmic lens monomers, nonwovens, and agrochemicals etc.

Terms of Trade +1.4 billion yen

- Favorable foreign exchange conditions for agrochemicals

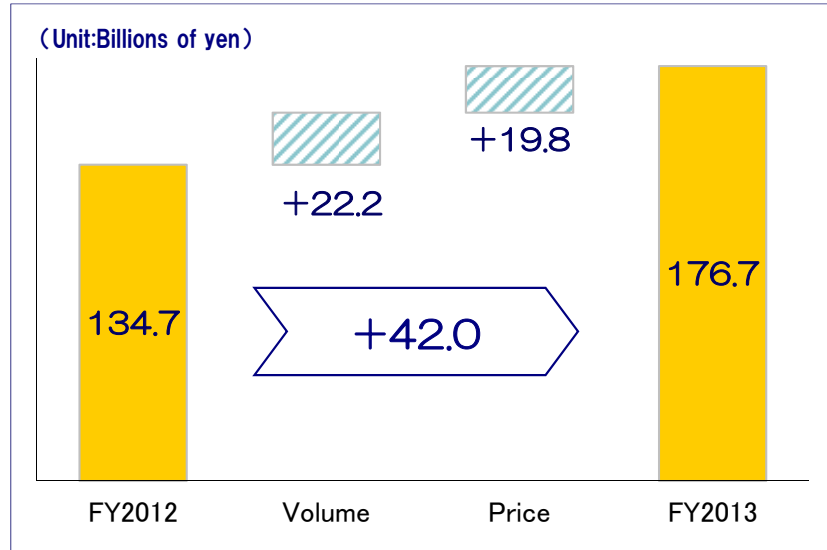
Costs -2.8 billion yen

- Increased fixed costs from operation of Iwakuni-Ohtake works following suspension from accident in the previous year

Total increase of +2.6 including +0.6 from adjustment of accounting period

2) Description of Increase/Decrease in Functional Polymeric Materials (Sales and Operating Income, year on year)

Increase/Decrease of Net Sales (FY2013 vs FY2012)



176.7 billion yen (+42.0 billion yen year on year)

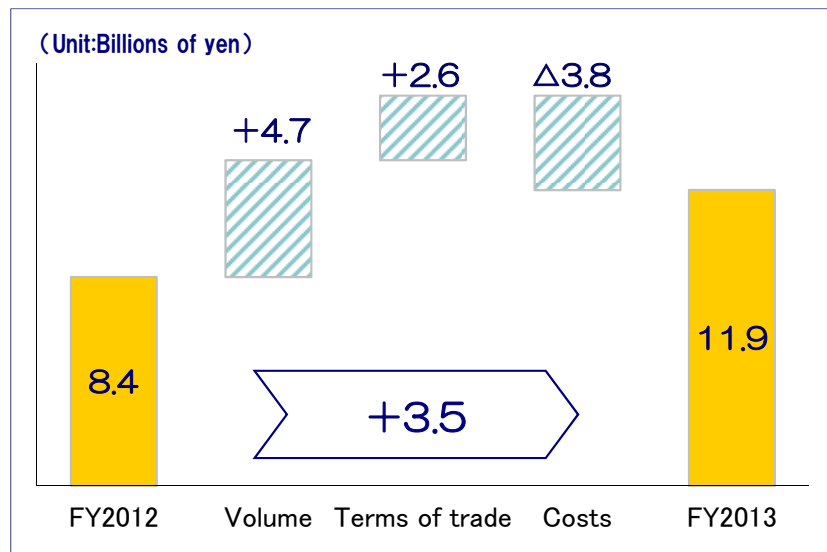
Volume +22.2 billion yen

- Expanded sales of elastomers and functional compounds etc. on the back of up-swing in automotive use demand mainly in North America
- Expanded sales of the functional polymer APEL™ due to a good demand from the smartphone market

Price +19.8 billion yen

- Increases mainly due to weak yen

Increase/Decrease of Operating Income (FY2013 vs FY2012)



11.9 billion yen (+3.5 billion yen year on year)

Volume +4.7 billion yen

- Expanded sales of elastomers and functional compounds etc. on the back of up-swing in demand for automotive use
- Expanded sales of functional polymers due to a good demand from the smartphone market

Terms of Trade +2.6 billion yen

- Weak yen and improvement in terms of trade for functional polymers, etc.

Costs -3.8 billion yen

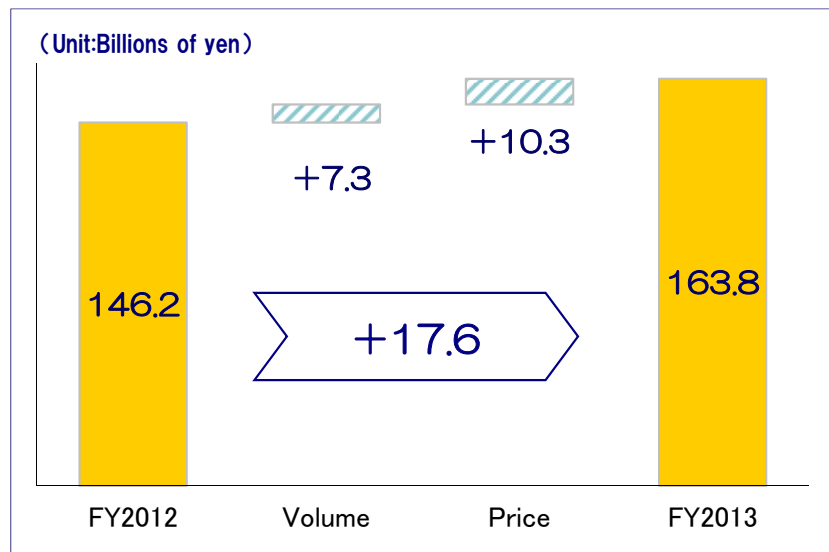
- Increased fixed costs from operation of Iwakuni-Ohtake works following suspension from accident in the previous year
- Increased fixed costs for production by reviving operating utilization ratio

Total increase of +3.5 including +0.9 from adjustment of accounting period

3) Description of Increase/Decrease in Polyurethane (Sales and Operating Income, year on year)



Increase/Decrease of Net Sales (FY2013 vs FY2012)



163.8 billion yen (+17.6 billion yen year on year)

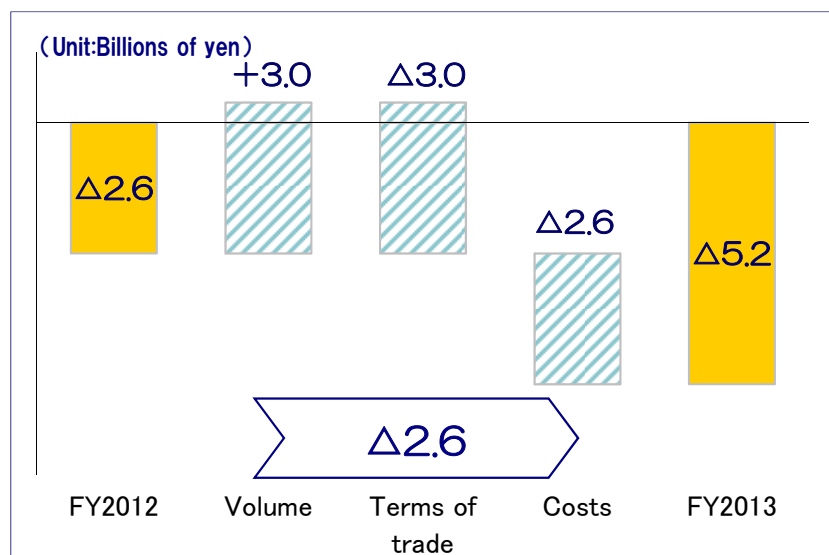
Volume +7.3 billion yen

- Increase in overseas sales volume of polyurethane materials such as TDI
- Expansion of overseas sales from expanded demand in coating and functional materials for adhesives used in packaging, etc.

Price +10.3 billion yen

- Effects of weak yen

Increase/Decrease of Operating Income (FY2013 vs FY2012)



-5.2 billion yen (-2.6 billion yen year on year)

Volume +3.0 billion yen

- Expansion of overseas sales from expanded demand in coating and functional materials for adhesives used in packaging, etc.

Terms of Trade -3.0 billion yen

- Decline in overseas market prices of TDI and rise in raw material and fuel prices

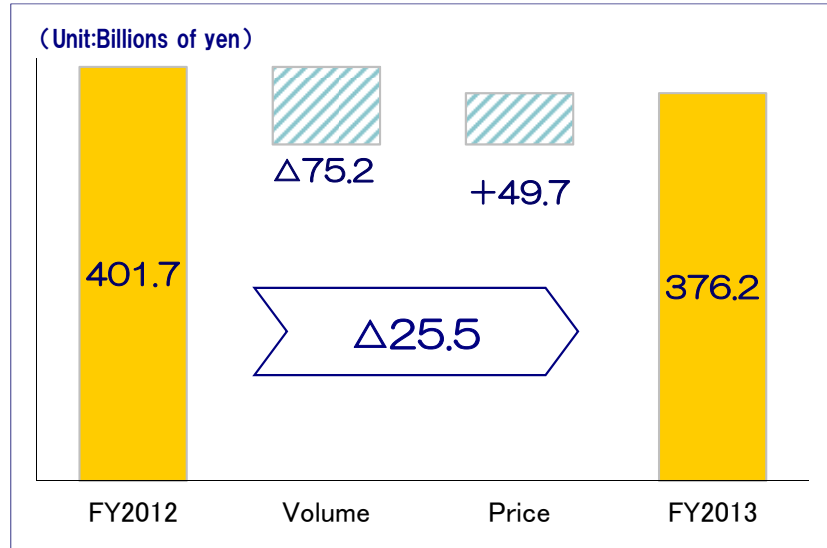
Costs -2.6 billion yen

- Increased fixed costs from operation of Iwakuni-Ohtake works following suspension from accident in the previous year

4) Description of Increase Decrease in Basic Chemicals (Sales and Operating Income, year on year)



Increase/Decrease of Net Sales (FY2013 vs FY2012)



376.2 billion yen (-25.5 billion yen year on year)

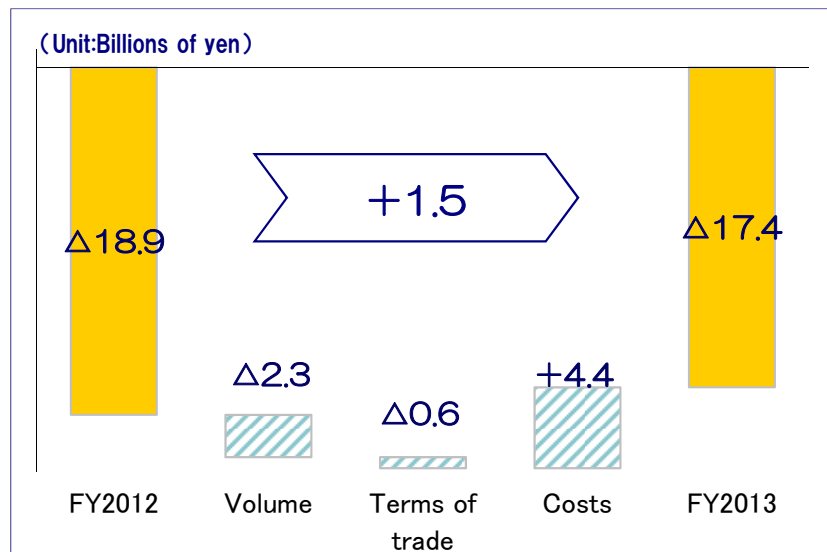
Volume -75.2 billion yen

- Sales decline due to weak demand in phenols and PTA mainly in China
- Sales decline from change in status of Siam Mitsui PTA Co., Ltd. from a consolidated subsidiary to an equity method affiliate by share transfer

Price +49.7 billion yen

- Exports and foreign exchange gain of overseas products
- Increase in domestic sales prices due to upswing in raw material prices mainly for phenols and PTA

Increase/Decrease of Operating Income (FY2013 vs FY2012)



-17.4 billion yen (+1.5 billion yen year on year)

Volume -2.3 billion yen

- Decreased sales due to sluggish Asian demand for phenols and PTA
- Decreased sales from change in status of Siam Mitsui PTA Co., Ltd. from a consolidated subsidiary to an equity method affiliate by share transfer

Terms of Trade -0.6 billion yen

- Decrease due to persistently high prices in raw materials and low sales prices in phenols and PTA in Asia

Costs +4.4 billion yen

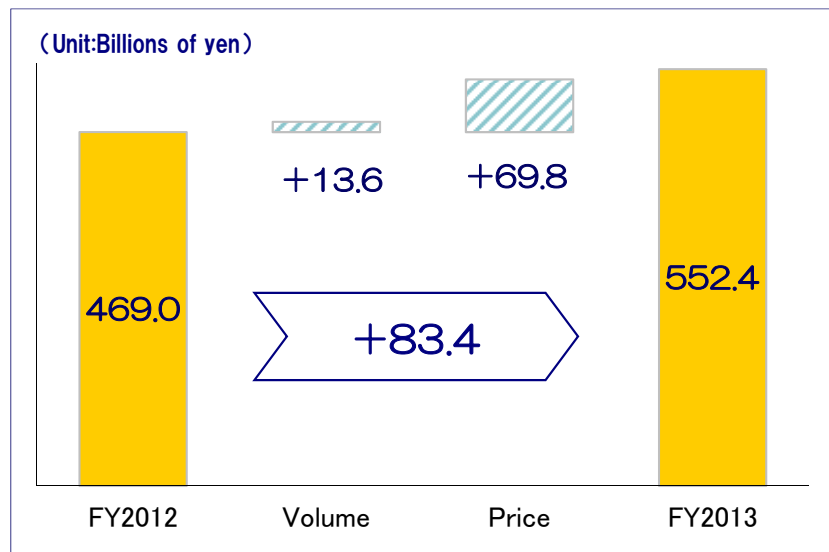
- Decrease fixed costs due to cost cuts and cost exclusion for change in status of Siam Mitsui PTA Co., Ltd. from a consolidated subsidiary to an equity method affiliate by share transfer despite increase fixed costs from operation of Iwakuni-Ohtake works following suspension after accident in the previous year

Total increase of +1.5 including +2.3 from adjustment of accounting period

5) Description of Increase Decrease in Petrochemicals (Sales and Operating Income, year on year)



Increase/Decrease of Net Sales (FY2013 vs FY2012)



552.4 billion yen (+83.4 billion yen year on year)

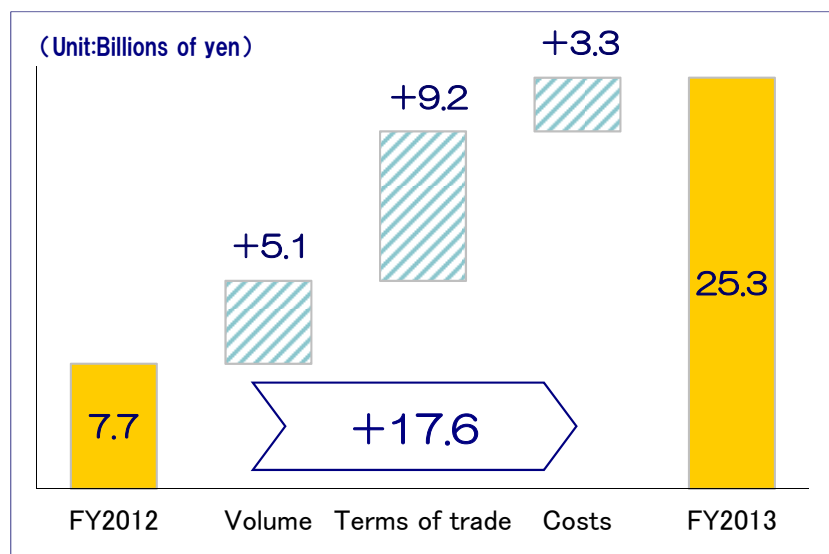
Volume +13.6 billion yen

- Increase in sales due to strong demand in overseas automotive PP compounds despite drop in domestic demand for polyolefin

Price +69.8 billion yen

- Weak yen and rise in polyolefin prices due to upswing in raw materials prices

Increase/Decrease of Operating Income (FY2013 vs FY2012)



25.3 billion yen (+17.6 billion yen year on year)

Volume +5.1 billion yen

- Increase in overseas PP compound sales

Terms of Trade +9.2 billion yen

- Increased profits through rise in operation rates of naphtha cracker, streamlining efforts, and cost cuts
- Increased profit from inventory valuation adjustment by upswing in naphtha prices

Costs +3.3 billion yen

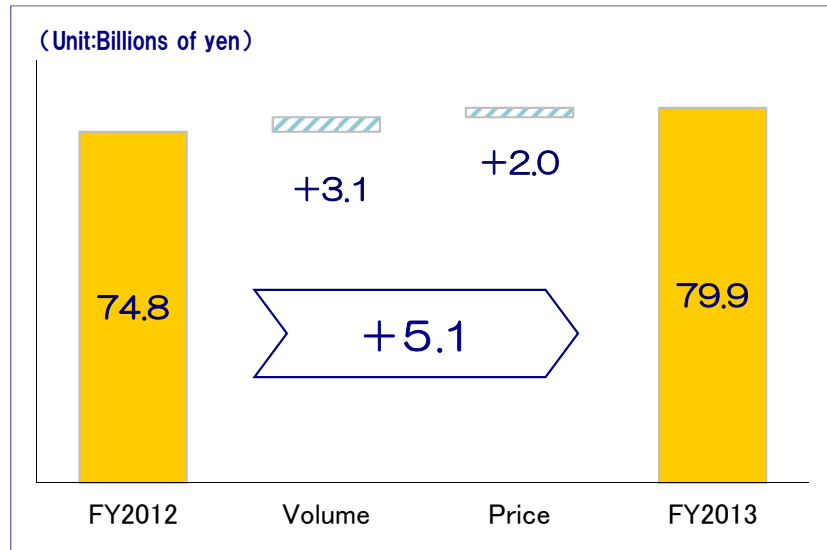
- Decrease fixed costs due to termination of polyolefin plant

Total increase of +17.6 including +1.1 from adjustment of accounting period

6) Description of Increase Decrease in Films and Sheets (Sales and Operating Income, year on year)



Increase/Decrease of Net Sales (FY2013 vs FY2012)



79.9 billion yen (+5.1 billion yen year on year)

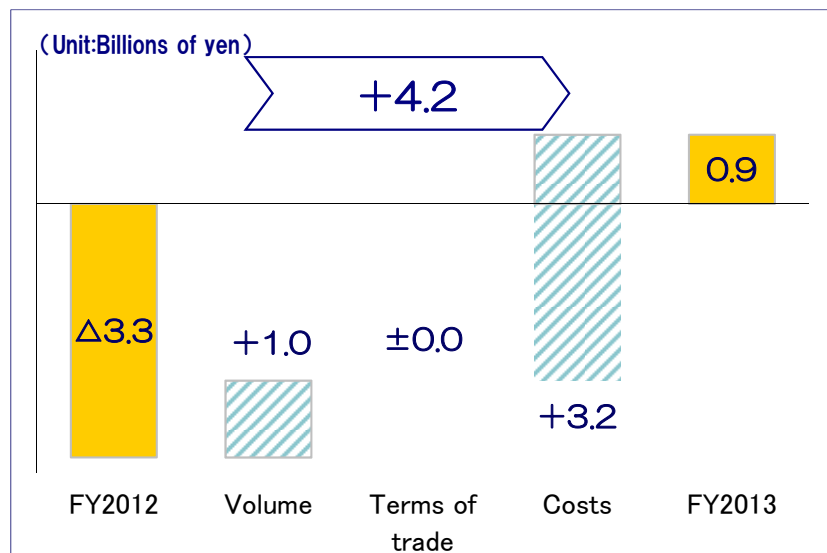
Volume +3.1 billion yen

- Increase in packaging films, industrial films, and functional sheets

Price +2.0 billion yen

- Increase from higher sales prices due to rising raw material prices in packaging films
- Increase in industrial films (semiconductor manufacturing process films) from exchange rates of weak yen

Increase/Decrease of Operating Income (FY2013 vs FY2012)



0.9 billion yen (+4.2 billion yen year on year)

Volume +1.0 billion yen

- Increase in sales of packaging films, industrial films, and functional sheets

Terms of Trade ±0.0 billion yen

Costs +3.2 billion yen

- Cost reductions such as general expenses, and decrease in depreciation corresponding to impairment loss in the previous fiscal year